

SCANDINAVIAN

# S

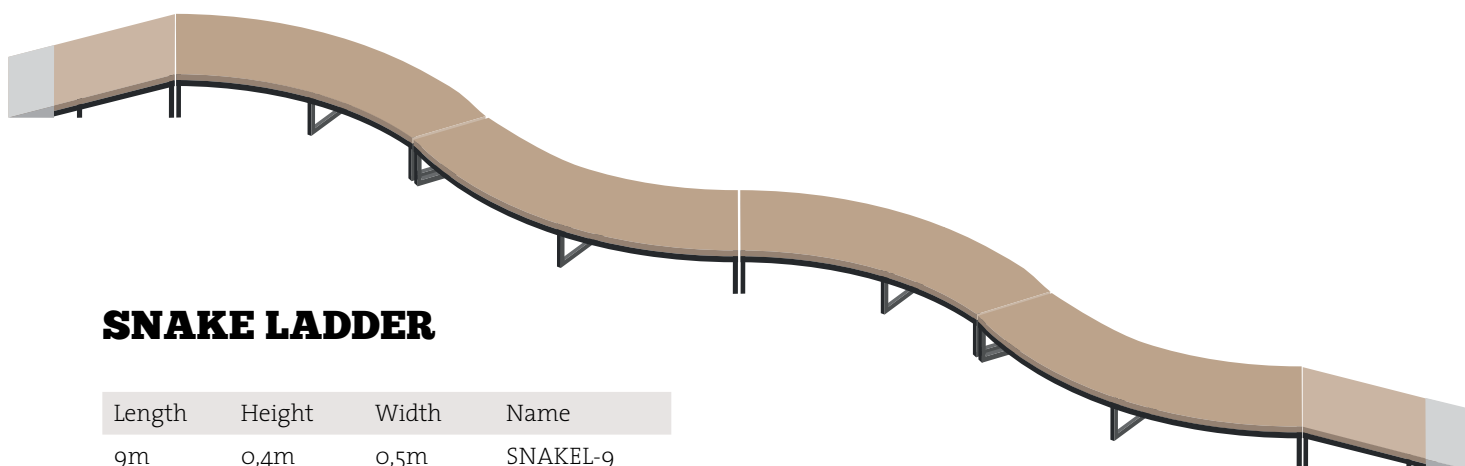
SHAPER  
RAILS  
TOOLS



# BIKE ELEMENTS

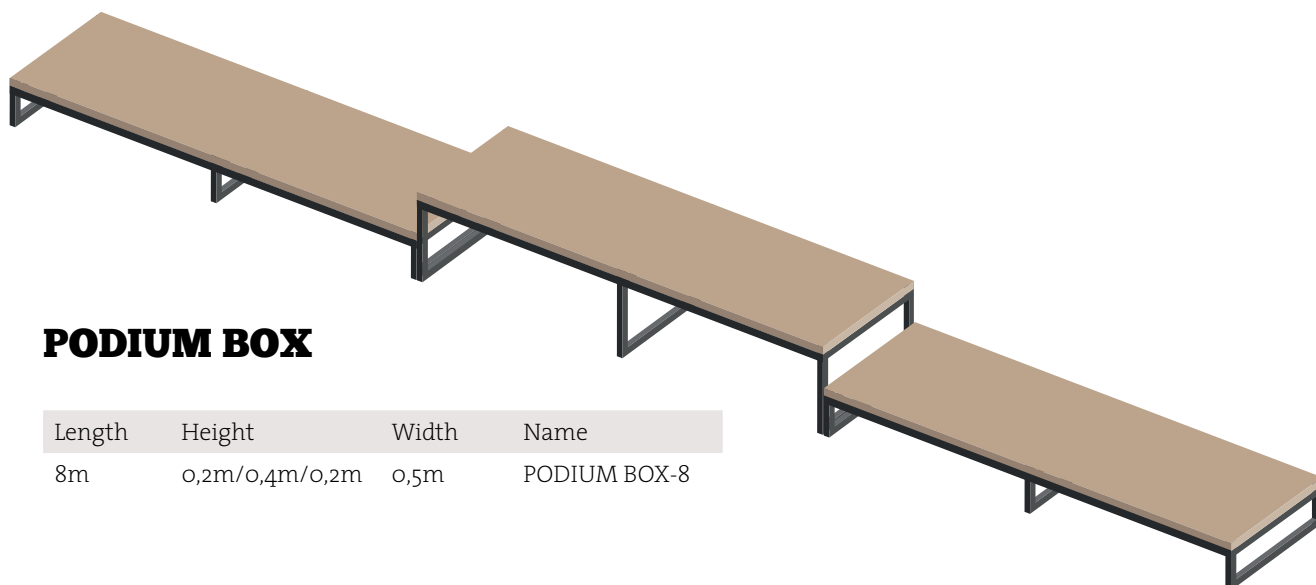
High quality, handmade bike features crafted by our team of swedish professionals.

All rides are suitable as permanent installations and built to withstand any snow, dirt and rain.



## Snake Ladder

Length	Height	Width	Name
9m	0,4m	0,5m	SnakeL-9
12m	0,4m	0,5m	SnakeL-12
15m	0,4m	0,5m	SnakeL-15
18m	0,4m	0,5m	SnakeL-18



## Podium Box

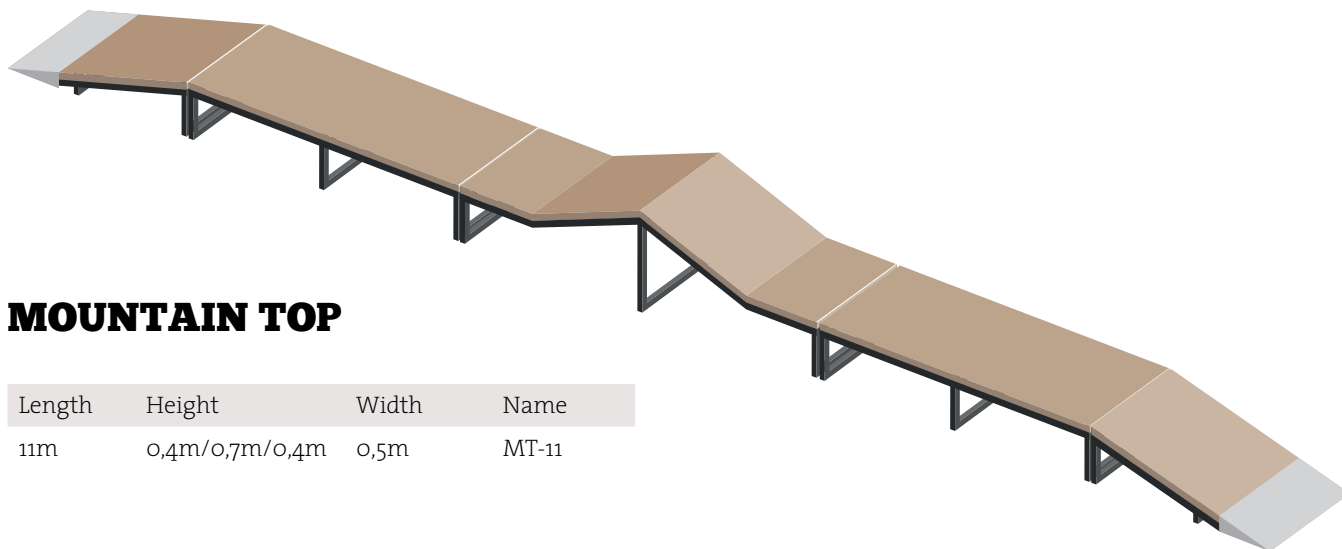
Length	Height	Width	Name
8m	0,2m/0,4m/0,2m	0,5m	PODIUM BOX-8





**PHOTO: LARS STORHEIM/HALLINGDAL RIDES**



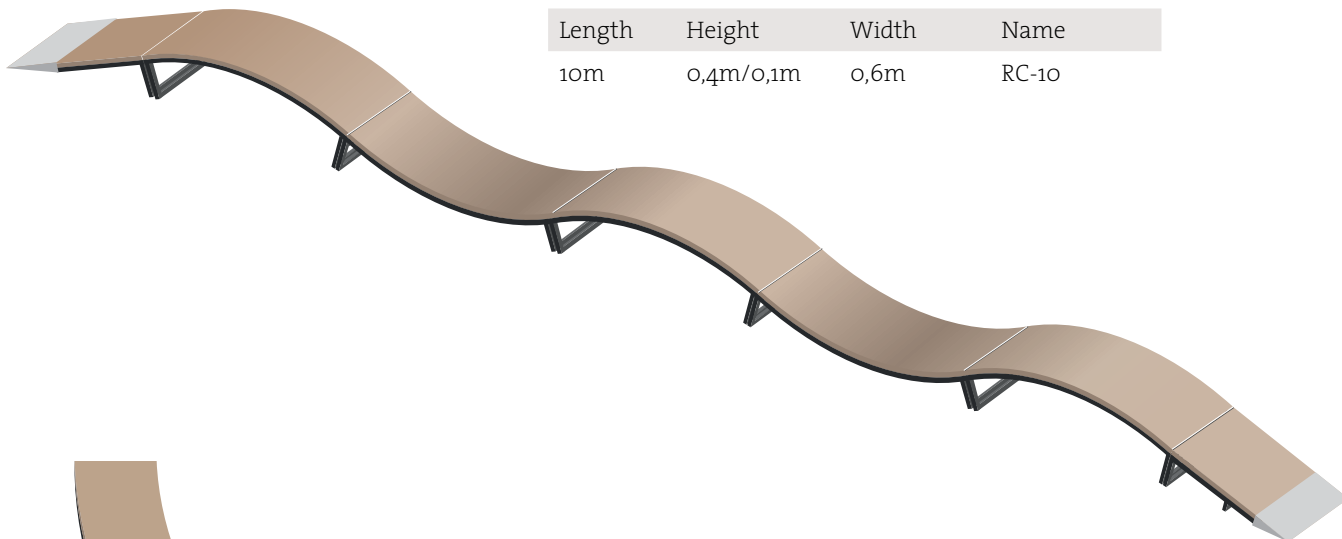


### MOUNTAIN TOP

Length	Height	Width	Name
11m	0,4m/0,7m/0,4m	0,5m	MT-11

### ROLLER COASTER

Length	Height	Width	Name
10m	0,4m/0,1m	0,6m	RC-10



### FLAT TURN

Length	Height	Width	Name
9m	0,25m	0,6m	FT-9

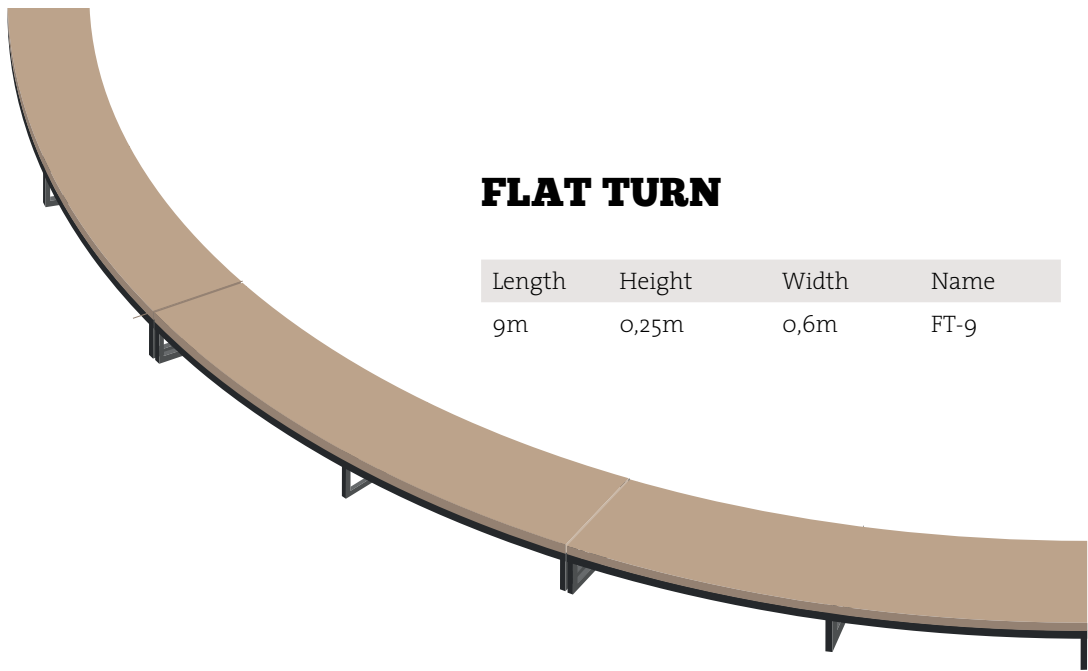






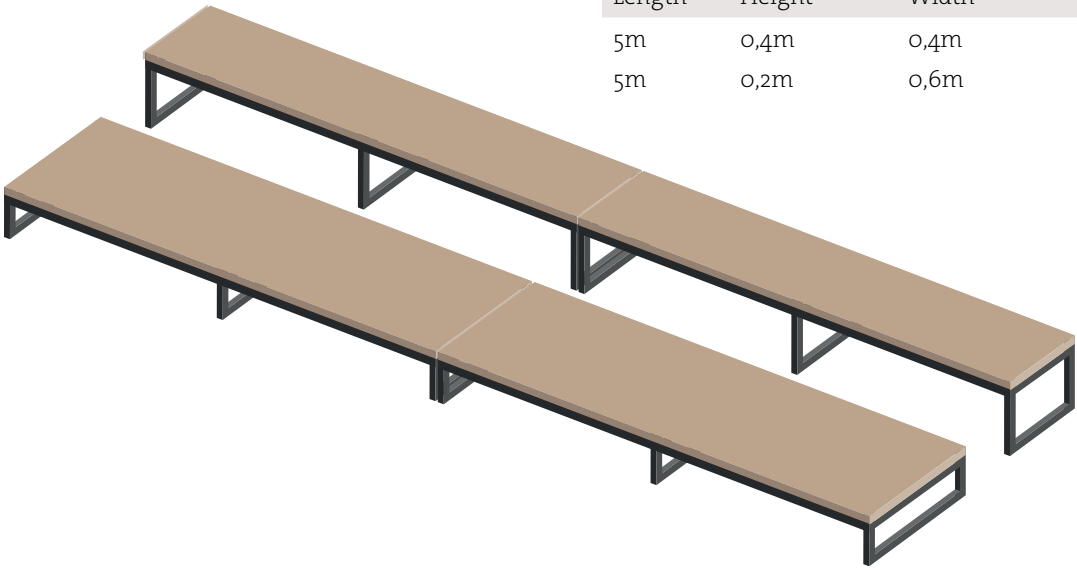
PHOTO: TIM MIDTSKAU RØNNING





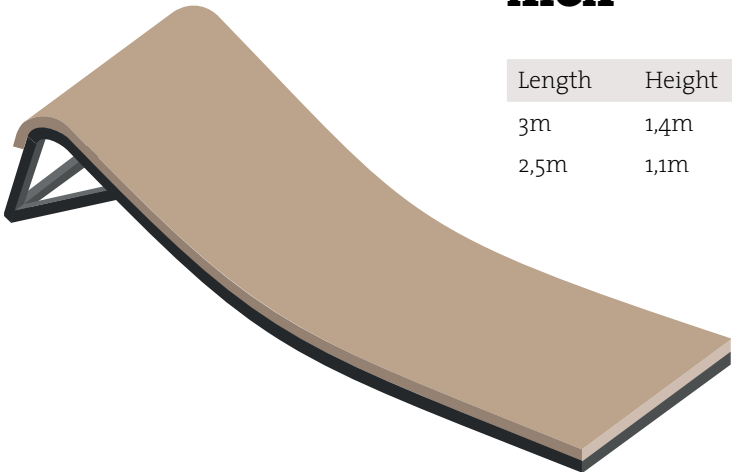
STRAIGHT SKINNY

Length	Height	Width	Name
5m	0,4m	0,4m	SS-HI-5
5m	0,2m	0,6m	SS-LO-5




KICK

Length	Height	Width	Name
3m	1,4m	1,3m	KICK-3
2,5m	1,1m	1,3m	KICK-25



SEE SAW

Length	Height	Width	Name
3m	0,3m	0,5m	SEESAW-3
4m	0,5m	0,5m	SEESAW-4






**PHOTO: LARS STORHEIM/HALLINGDAL RIDES**



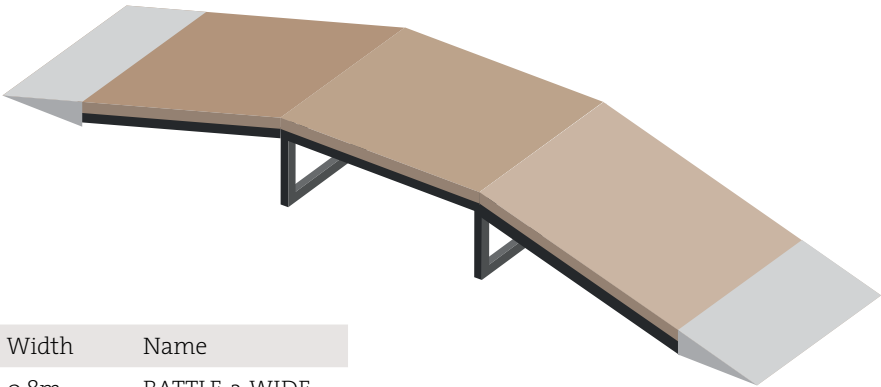
## RAINBOW

Length	Height	Width	Name
3m	0,3m	0,6m	RAIN-3
4m	0,4m	0,5m	RAIN-4



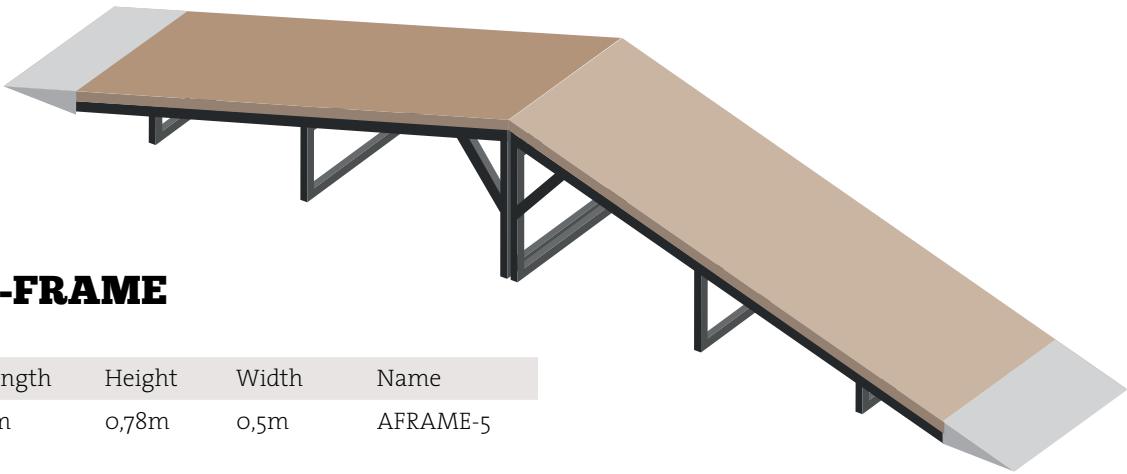
## BATTLESHIP

Length	Height	Width	Name
3m	0,3m	0,8m	BATTLE-3-WIDE
3m	0,3m	0,5m	BATTLE-3



## A-FRAME

Length	Height	Width	Name
5m	0,78m	0,5m	AFRAME-5





# BUILT IN SWEDEN. BUILT TO LAST

Frames come in either painted black C3, or galvanized C4



All modules are maximum 3m long making them easy to move around for two people.



The riding surface is made of 45x45mm high quality wood with classification NTR/AB and fixed to the frame with ZiniC-4 Torx.



All modules are connected together with 12mm strong galvanized C-4 bolts.

All up and down ramps are fitted with a 5mm aluminium floor plate.



All frames are made of 40x40x2mm square steel tubes, and the connecting legs of 40x40x3mm tubes.

All features can be connected to the ground with long steel spikes or screwed on to wood that can hold the modules in place.



# SERVICE STATION

The Service Station is just perfect to place on top of the mountain. It includes all necessary tools to perform basic bike repairs and maintenance. Changing a flat tire and adjusting brakes and gears has never been easier. The tools are securely attached to the stand with stainless steel cables and swivel connectors. Pedals and wheels can spin freely while making adjustments.




The tools - All necessary tools are securely attached to the stand with stainless steel cables and swivel connectors.



# BIKE TOOLS

Raking, chopping, digging, packing. 4 different heads made of Hardox steel that easily connect to the aluminium shaft. A tough tool, built for moving rocks, cutting roots and digging dirt.







**Scandinavian Shaper**

Phone +46 705 72 10 16 | [david@scandinavianshaper.com](mailto:david@scandinavianshaper.com)  
[www.scandinavianshaper.com](http://www.scandinavianshaper.com) | [facebook.com/scandinavianshaper](https://facebook.com/scandinavianshaper)  
[instagram.com/scandinavianshaper](https://instagram.com/scandinavianshaper)

